

# Back to School

# Flip Books




## Directions

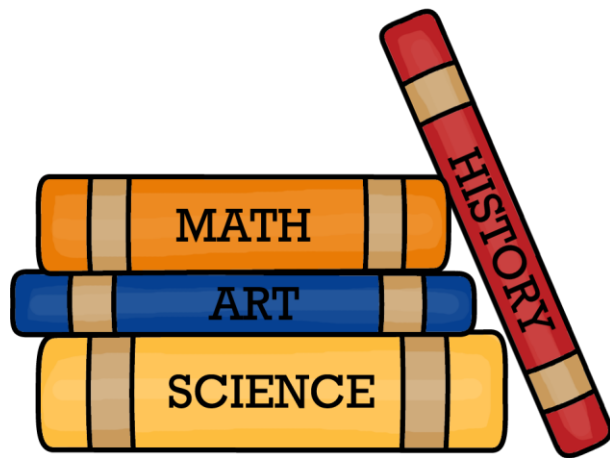
Cut out the activity cards, and then staple them together to make a book. Read the book by following the words from left to right, top to bottom, and page by page. Read aloud the vocabulary words so that the student recognizes that spoken words are represented in written language by a specific sequence of letters. This activity will reinforce the organization and basic features of print.



School

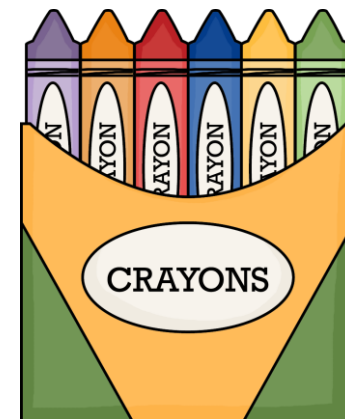


At school I have pencils.



At school I have books.


[www.HaveFunTeaching.com](http://www.HaveFunTeaching.com)




At school I have crayons.



At school I have glue.



At school I have paper.




At school I have scissors.

At school...

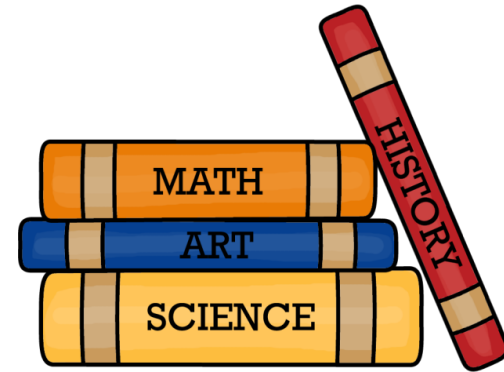


I have fun!

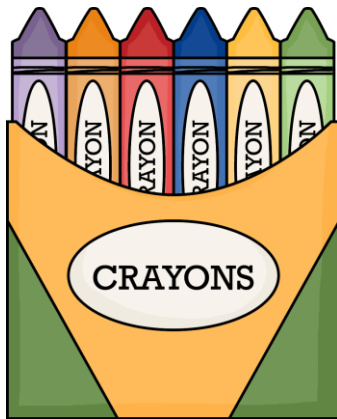
www.HaveFunTeaching.com



pencil




books




crayons



glue



paper



scissors



school



bus