



# CANDY LAND


Play Candy Land to practice identifying the shapes circle, square, triangle and rectangle. Assemble the board game by taping pages 1 and 2 together. Players pick a character piece and place on the "Start" square.


Shuffle the shape cards and place on the game board. The player who's name is first alphabetically goes first. Player 1 picks a shape card and moves their piece to the first square with that same shape. Players take turns in this manner until one player reaches the Gingerbread finish! Be careful, special cards allow players to move extra spaces or return back to the start!

When game play is finished, students complete a shape worksheet.

**\*\*For students who need extension activities, word cards included for students to read the shape word instead of matching shapes.**


Start





# CANDY LAND





[www.HaveFunTeaching.com](http://www.HaveFunTeaching.com)



[www.HaveFunTeaching.com](http://www.HaveFunTeaching.com)



[www.HaveFunTeaching.com](http://www.HaveFunTeaching.com)




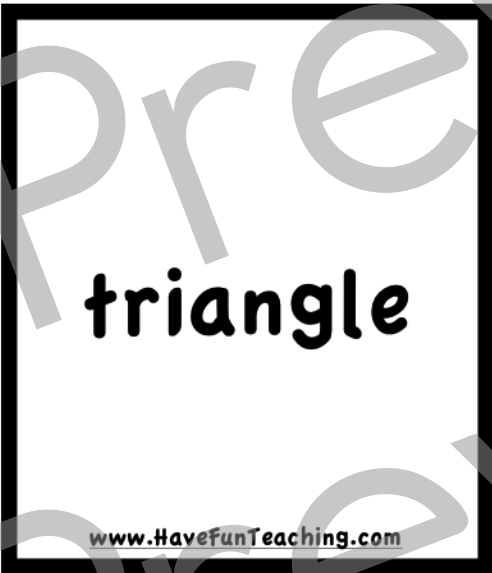






[www.HaveFunTeaching.com](http://www.HaveFunTeaching.com)



[www.HaveFunTeaching.com](http://www.HaveFunTeaching.com)



[www.HaveFunTeaching.com](http://www.HaveFunTeaching.com)





[www.HavefunTeaching.com](http://www.HavefunTeaching.com)




[www.HavefunTeaching.com](http://www.HavefunTeaching.com)



[www.HavefunTeaching.com](http://www.HavefunTeaching.com)



[www.HavefunTeaching.com](http://www.HavefunTeaching.com)



[www.HavefunTeaching.com](http://www.HavefunTeaching.com)



[www.HavefunTeaching.com](http://www.HavefunTeaching.com)

**circle**

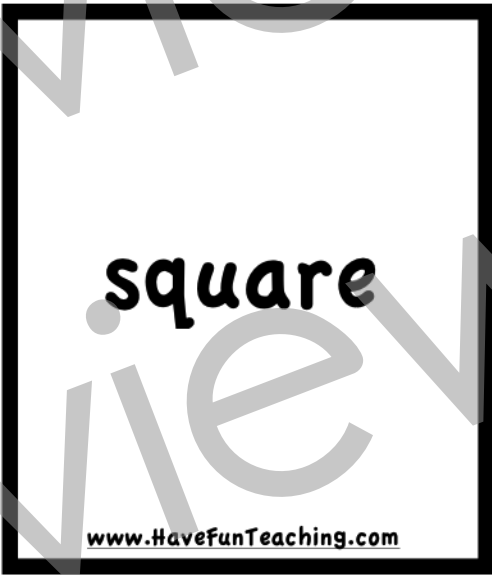
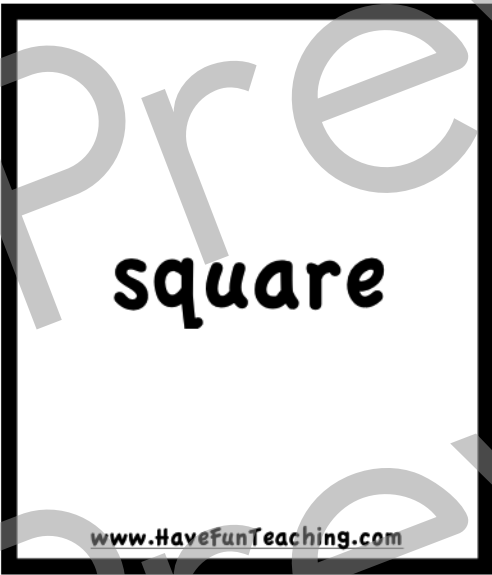

[www.HavefunTeaching.com](http://www.HavefunTeaching.com)

**circle**

[www.HavefunTeaching.com](http://www.HavefunTeaching.com)

**circle**

[www.HavefunTeaching.com](http://www.HavefunTeaching.com)





[www.HaveFunTeaching.com](http://www.HaveFunTeaching.com)



[www.HaveFunTeaching.com](http://www.HaveFunTeaching.com)



[www.HaveFunTeaching.com](http://www.HaveFunTeaching.com)



[www.HaveFunTeaching.com](http://www.HaveFunTeaching.com)



[www.HaveFunTeaching.com](http://www.HaveFunTeaching.com)



[www.HaveFunTeaching.com](http://www.HaveFunTeaching.com)

**rectangle**

[www.HaveFunTeaching.com](http://www.HaveFunTeaching.com)

**rectangle**

[www.HaveFunTeaching.com](http://www.HaveFunTeaching.com)

**rectangle**

[www.HaveFunTeaching.com](http://www.HaveFunTeaching.com)



## Gum Drop Hop



Move ahead  
two extra  
spaces.

## Gum Drop Hop



Move ahead  
two extra  
spaces.

## Gum Drop Hop



Move ahead  
two extra  
spaces.

## Gumball Fall



Move back two  
spaces.

## Gumball Fall



Move back two  
spaces.

## Gumball Fall



Move back two  
spaces.

## Lollipop Drop



Go back to the  
start.

## Lollipop Drop



Go back to the  
start.

## Lollipop Drop



Go back to the  
start.

Name \_\_\_\_\_

Directions: Color in this candy land using the color-by-shape codes below.



green




blue



red



brown



Answer Key



green



blue



red



brown

